

# Clothes

Listen, drag and drop:



socks

shirt

T-shirt

jacket

sweater

dress

shoes

pants


hat

skirt



# Verb to be Worksheet



Color the correct choice. 

I



He  
She  
It



You  
We  
They



1. She  am  is  are beautiful.

2. My family  am  is  are big.

3. I  am  is  are a student.

4. He  am  is  are strong.

5. They  am  is  are in love .

6. We  am  is  are happy.

7. Tom  am  is  are a barber.

8. Jenny  am  is  are a nurse.

9. It  am  is  are a kangaroo.

10. You  am  is  are tall and strong .



Name..... Class ..... No. ....

## WRITING WORKSHEET

Name: Lucas

Vocabulary: Trace the words

1 shirt shirt shirt



2 dress dress dress



3 socks socks socks



4 shoes shoes shoes



5 hat hat hat hat hat



6 skirt skirt skirt



7 coat coat coat coat



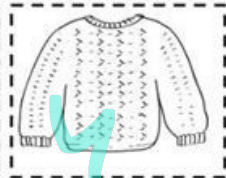
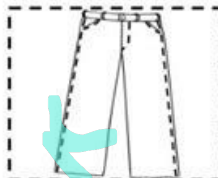
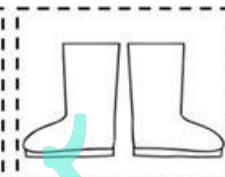
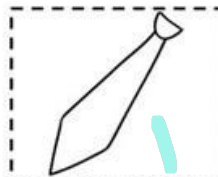
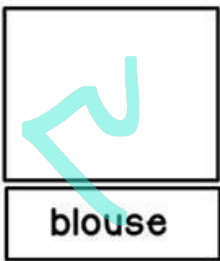

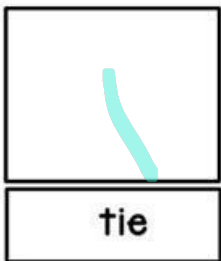
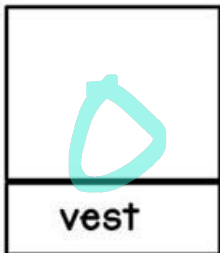
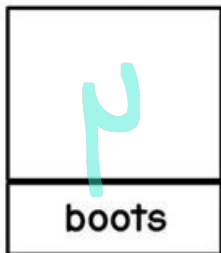
8 pants pants pants



Name : .....

Date : .....

Cut and paste



Listen the words

DRESS



HAT

SOCKS



SHIRT

PANTS



BLOUSE

SHOES



SKIRT

SWEATER




SHORTS



D	R	E	S	S	X	C	H	Y	L
M	Z	X	K	H	G	Z	F	O	L
L	S	V	I	O	L	Y	S	Y	D
Z	H	B	R	E	M	Q	X	Q	H
X	O	W	T	S	T	N	A	P	B
S	R	X	D	J	X	S	W	Y	L
K	T	V	M	K	U	Q	Z	I	O
C	S	O	S	H	I	R	T	P	U
O	G	H	K	A	Q	W	P	A	S
S	W	E	A	T	E	R	W	Y	E

Name: \_\_\_\_\_



1. Color the 1<sup>st</sup> child's pants red.
2. Color the 3<sup>rd</sup> child's shirt blue.
3. Color the 5<sup>th</sup> child's hair brown.
4. Color the 6<sup>th</sup> child's shoes green.
5. Color the teacher.



A, **hat**  
B, shirt  
C, trousers



A, dress  
B, shirt  
C, **trousers**



A, dress  
B, shirt  
C, **skirt**



A, dress  
B, skirt  
C, trousers



A, **sweater**  
B, shirt  
C, t-shirt



A, t-shirt  
B, **shirt**  
C, trousers



A, **t-shirt**  
B, shirt  
C, sweater



A, **socks**  
B, shoes  
C, trousers




A, **short**  
B, shirt  
C, trousers



A, **shoes**  
B, shirt  
C, trousers

Name \_\_\_\_\_

Following Directions: Umbrellas



1. Color the girl's umbrella yellow.
2. Color the boy's umbrella red.
3. Color the girl's jacket orange.
4. Color the boy's jacket green.
5. Color the girl's boots red.
6. Color the boy's boots purple.
7. Color green spots on the girl's umbrella.
8. Color black spots on the boy's umbrella.
9. Color the girl's face brown.
10. Color the boy's face orange.