




Dolphin Readers 2 Level Two

OXFORD

A Visit to the City

irlanguage
مجموعه زبان ایرانیان



A Visit to the City

Mary Rose

Name _____

Age _____

Class _____

OXFORD
UNIVERSITY PRESS

Reading Dolphins

Notes for teachers & parents

Using the book

- 1 Begin by looking at the first story page (page 2). Look at the picture and ask questions about it. Then read the story text under the picture with your students. **Use section 1 of the CD for this if possible.**
- 2 Teach and check the understanding of any new vocabulary. Note that some of the words are in the **Picture Dictionary** at the back of the book.
- 3 Now look at the activities on the right-hand page. Show the example to the students and instruct them to complete the activities. This may be done individually, in pairs, or as a class.
- 4 Do the same for the remaining pages of the book.
- 5 Retell the whole story more quickly, reinforcing the new vocabulary. **Sections 2 and 3 of the CD can help with this.**
- 6 **If possible, listen to the expanded story (section 4 of the CD). The students should follow in their books.**
- 7 When the book is finished, use the **Picture Dictionary** to check that students understand and remember new vocabulary. **Section 5 of the CD can help with this.**

Using the CD

The CD contains five sections.

- 1 The story told slowly, with pauses. Use this during the first reading. It may also be used for “Listen and repeat” activities at any point.
- 2 The story told at normal speed. This should be used once the students have read the book for the first time.
- 3 The story chanted. Students may want to chant along with the story.
- 4 The expanded story. The story is told in a longer version. This will help the students understand English when it is spoken faster, as they will now know the story and the vocabulary.
- 5 Vocabulary. Each word in the **Picture Dictionary** is spoken and then used in a simple sentence.



Today is a holiday.
Let's go to the city.
Come on, get on the train.
We are going to the city.

Trace and connect.

taxi •

car •

train •






airplane •

bicycle •

motorcycle •

boat •

bus •

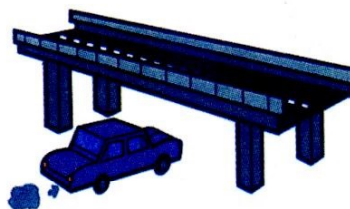




Look. The train is going under a bridge, into a tunnel, and over a river.

Look and write.

1 The car is going
under a bridge.



2 The bus is going
into a tunnel.



3 The airplane is going
over a river.



4 The bicycle is going
over a bridge.



5 The motorcycle is going
into a tunnel.



6 The taxi is going
under a bridge.





Here we are. We are in the city. Look at the busy street and all the cars. There are so many.

Circle **yes** or **no** .

① There are taxis.

yes
no

② The taxis are red.

yes
no

③ There are tall buildings.

yes
no

④ There is a train.

yes
no

⑤ There is a bicycle.

yes
no

⑥ There is an airplane.

yes
no

⑦ There is a river.

yes
no

⑧ There is a tunnel.

yes
no



Let's go to the park.
There are many things to see.
There is a lake, and there are
boats on the lake.

Read and circle.

- 1 There is
are a boat.
- 2 There is
are a lake.
- 3 There is
are boats on the lake.
- 4 There is
are people in the boats.
- 5 There is
are tall buildings.
- 6 There is
are a tall white building.
- 7 There is
are trees.
- 8 There is
are a red tree.



Look at the animals.
There's a zoo in the park.
There are giraffes, elephants,
monkeys, and a panda.

Circle.

- ① Monkeys are smart stupid.
- ② Giraffes are tall short.
- ③ Pandas are black and red white.
- ④ Elephants are small big.
- ⑤ An elephant's nose is long short.
- ⑥ Pandas are thin fat.
- ⑦ Elephants are weak strong.
- ⑧ A giraffe's neck is long short.



There is a big new museum
in the city. There are many
old things in the museum.
Let's go see.

The Museum of Inventions.

Read and connect.

train •
(eighteen seventy-six)

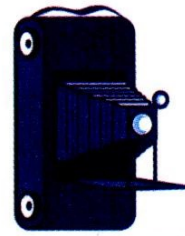
TV •
(nineteen twenty-three)

car •
(eighteen ninety-five)

camera •
(eighteen eighty-eight)


airplane •
(nineteen hundred and three)

1



1888

2




1876

3




1903

4



1923

5



1895



ir language
مجمع زبان ایرانیان



Look at all these old things.
There is an old car. There is a
long dress. There are some
beautiful pictures, too.

Write **There is** or **There are**.

① There is a new museum.

② _____ old things in the museum.

③ _____ a long dress.


④ _____ an old car.

⑤ _____ beautiful pictures.

⑥ _____ a lot of people in the museum.

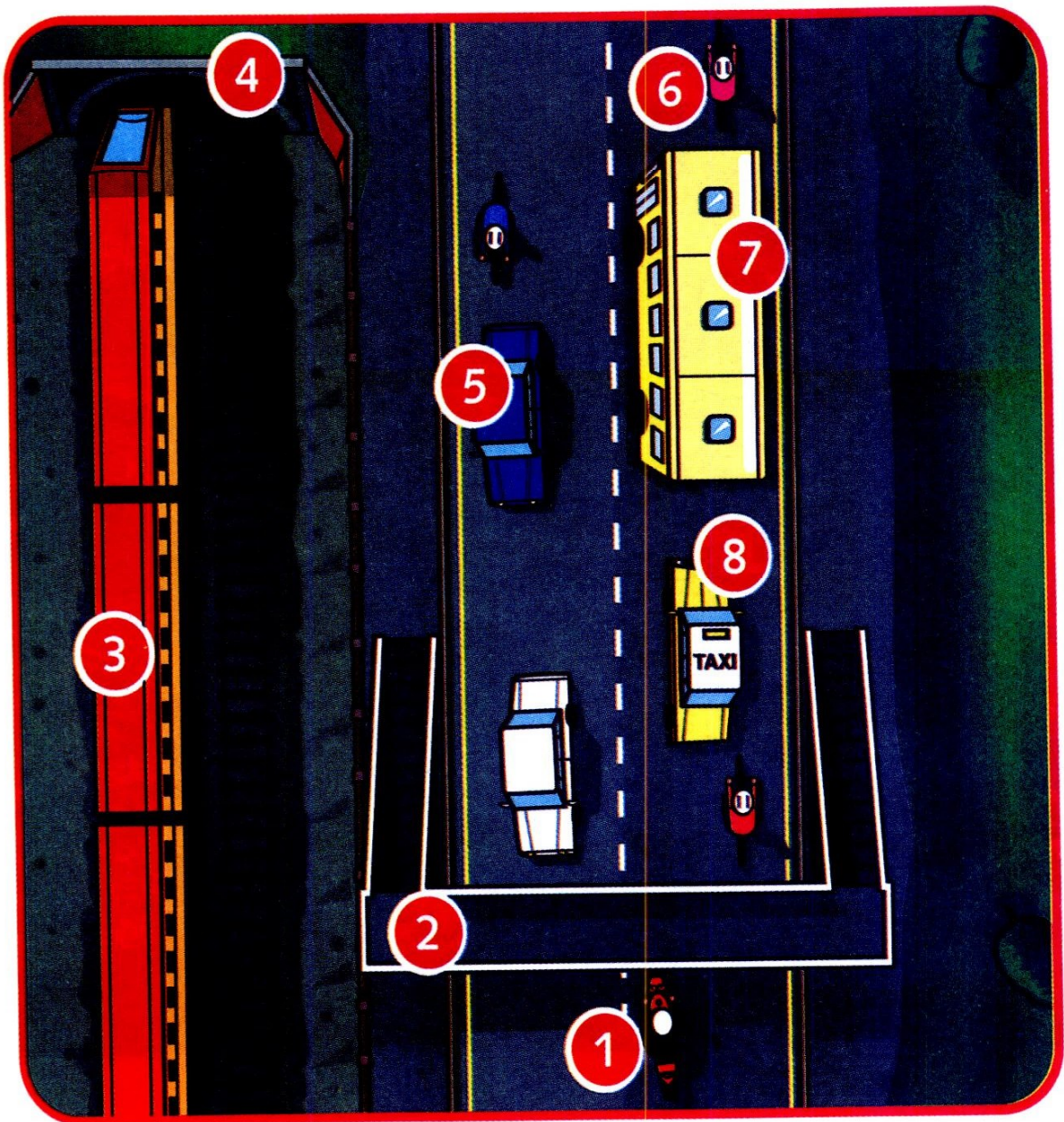
⑦ _____ three pictures.

⑧ _____ six people.



Let's take the skytrain.
This is really cool.
Look down at the street.
The people look so small.

What can you see? Write.



① motorcycle

⑤ _____

② _____

⑥ _____

③ _____

⑦ _____

④ _____

⑧ _____



We are really high up.
We are at the top of a tall
building. It's a beautiful day.
We can see so far.

Circle **yes** or **no** .

① There is a tunnel.

yes
no

② There is some water.

yes
no

③ There are some boats.

yes
no

④ There is an airplane.

yes
no

⑤ There are some cars.

yes
no

⑥ There are some trees.

yes
no

⑦ There is a panda.

yes
no

⑧ There are many tall buildings.

yes
no



ir language
مرکز زبان ایرانیان

I'm hungry.
Let's go to the market.
Look at all this fruit.
What fruit do you like?

Trace and connect.

a pineapple •

a lemon •

an apple •

watermelon •


an orange •

a banana •

grapes •

strawberries •

1



2




3



4




5



6



7



8





It's seven o'clock.
The sun is going down.
It is time to go home.
What a great day in the city.

Write **There is** or **There are**.

① There are many tall buildings.

② _____ a park.

③ _____ some trees in the park.

④ _____ a lake in the park.

⑤ _____ a zoo.

⑥ _____ many animals in the zoo.

⑦ _____ a market.


⑧ _____ a lot of fruit in the market.

Picture Dictionary

airplane



bus



bicycle




car




boat



giraffe



bridge




grapes



lemon



strawberries



motorcycle




taxi




panda



train



pineapple



tunnel




river



watermelon



Dolphin Readers



Dolphin Readers are available at five levels, from Starter to 4.

The Dolphins series covers four major themes:

**Grammar, Living Together,
The World Around Us, Science and Nature.**

For each theme, there are two titles at every level.

Activity Books are available for all Dolphins.

All Dolphins are available on audio CD.

(2 TITLES ON EACH CD  SEE TABLE BELOW)

Teacher's Notes are available at www.oup.com/elt/dolphins

	Grammar	Living Together	The World Around Us	Science and Nature
Starter	<ul style="list-style-type: none"> Silly Squirrel Monkeying Around 	<ul style="list-style-type: none"> My Family A Day with Baby 	<ul style="list-style-type: none"> Doctor, Doctor Moving House 	<ul style="list-style-type: none"> A Game of Shapes Baby Animals 
Level 1	<ul style="list-style-type: none"> Meet Molly Where Is It? 	<ul style="list-style-type: none"> Little Helpers Jack the Hero 	<ul style="list-style-type: none"> On Safari Lost Kitten 	<ul style="list-style-type: none"> Number Magic How's the Weather? 
Level 2	<ul style="list-style-type: none"> Double Trouble Super Sam 	<ul style="list-style-type: none"> Candy for Breakfast Lost! 	<ul style="list-style-type: none"> A Visit to the City Matt's Mistake 	<ul style="list-style-type: none"> Numbers, Numbers Everywhere Circles and Squares 
Level 3	<ul style="list-style-type: none"> Students in Space What Did You Do Yesterday? 	<ul style="list-style-type: none"> New Girl in School Uncle Jerry's Great Idea 	<ul style="list-style-type: none"> Just Like Mine Wonderful Wild Animals 	<ul style="list-style-type: none"> Things That Fly Let's Go to the Rainforest 
Level 4	<ul style="list-style-type: none"> The Tough Task Yesterday, Today and Tomorrow 	<ul style="list-style-type: none"> We Won the Cup Up and Down 	<ul style="list-style-type: none"> Where People Live City Girl, Country Boy 	<ul style="list-style-type: none"> In the Ocean Go, Gorillas, Go 



A Visit to the City

Mary Rose

Dolphin Readers are an exciting and varied series of readers for young learners.

Covering a range of topics, both fiction and non-fiction, they are available at five levels.

All titles are also available on audio CD.

Cover image courtesy of Digital Vision

irlanguage
مجمع زبان ایرانیان

Dolphin Readers

Series Editor: Craig Wright

Starter Level
175 Headwords

Level 1
275 Headwords

→ Level 2
425 Headwords

Level 3
525 Headwords

Level 4
625 Headwords

A Visit to the City
0 19 440095 6

A Visit to the City Activity Book
0 19 440156 1

A Visit to the City Audio CD
0 19 440211 8

Teacher's Handbook
0 19 440221 5

OXFORD
UNIVERSITY PRESS



www.oup.com/elt